



Release Notes

Product version:

Vision ME Version 1.2

Release to App Store:

Feb 5, 2015

What's New?

This release notes contain information relating to a new version of Vision ME. Version 1.2 introduces new features, including share content from iCloud and Camera Roll, product available now in new languages and various improvement fixes.


Share content from iCloud and Camera Roll

Starting with this release teachers and students can now share content from iCloud and Camera Roll via the following features:

- | | |
|-----------------|--|
| Present | Present teacher content to the entire class or to selected students. The content can now be selected from DropBox, Google Drive, Camera Roll ¹ or iCloud ² . |
| Showcase | Present student content to the entire class or to selected students. The content can now be selected from DropBox, Google Drive, Camera Roll or iCloud . |
| Files | Send file to students.
Ask students to send a file, receive file from students. |

¹ The content available to share from Camera Roll is photos and movies (.mp4).

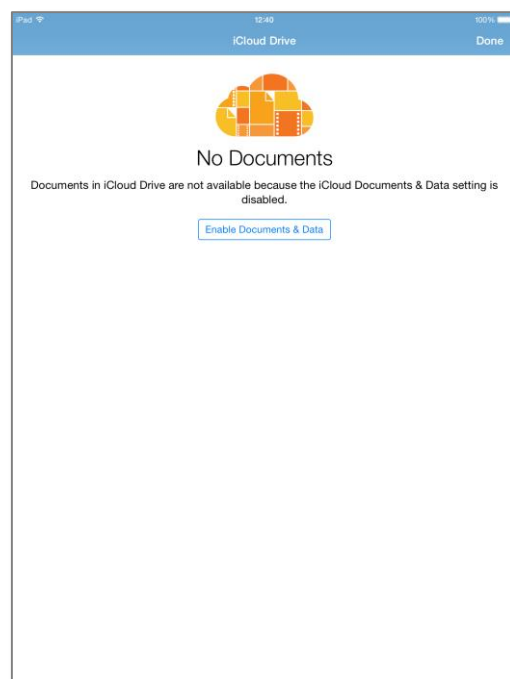
² The content available to share from iCloud is photos, videos (.mp4) and .txt files.



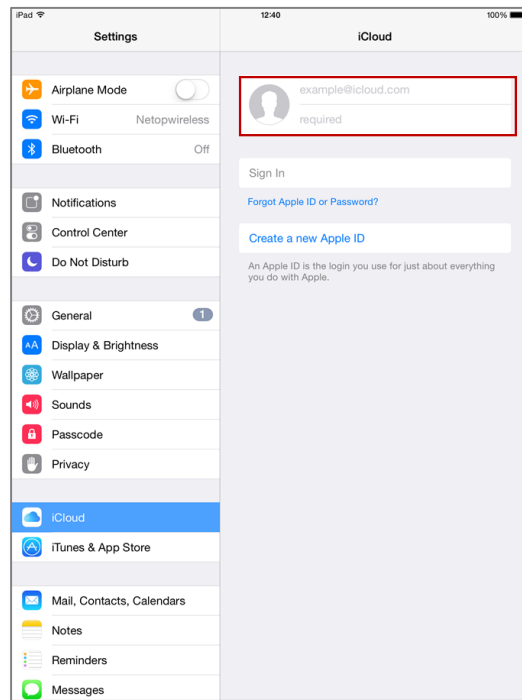
Sharing content from iCloud

In order to share content from iCloud teachers and students have to be logged into the iCloud from **Settings > iCloud**.

If trying to share content without being logged in to iCloud, the following message will be displayed:



Tap the **Enable Documents & Data** button and you will be prompted to enter your iCloud credentials.




NOTE: Logging into iCloud will restart the applications running on the device. You will have to login again into the Vision ME app.

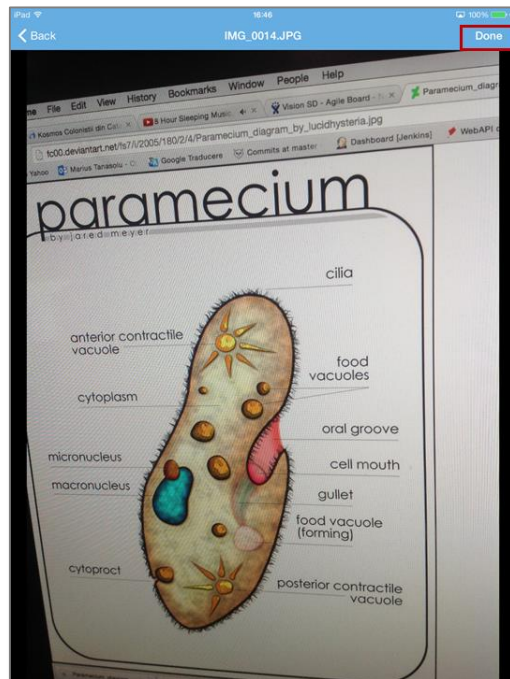
Sharing content from Camera Roll

In order to share content from Camera Roll via Present/Showcase/File transfer:

1. In the *Select Cloud Source* page, click the **Camera Roll** icon.



2. Select the desired photo or movie and in the upper-right corner of the page click **Done**.



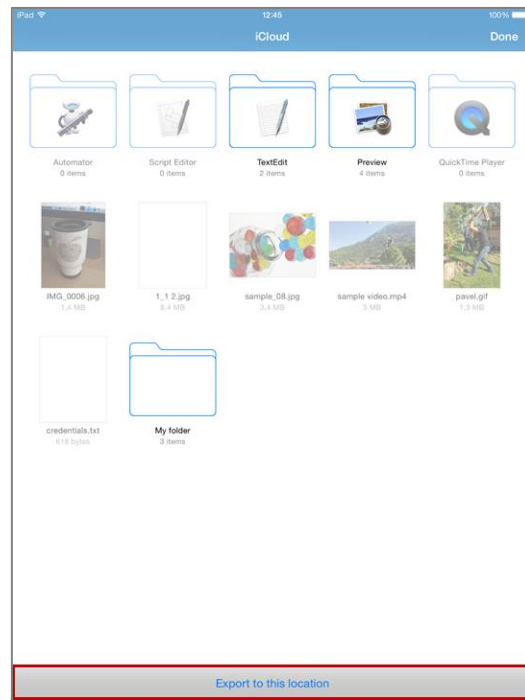
You have successfully shared the selected file.

Safe Files to iCloud

Students and teachers can save files to iCloud from the file preview screen in Vision ME. When viewing a file, a save icon appears in the lower, right corner:



From there, the user can navigate to their preferred iCloud file saving location and tap the **Export to this location** bar at the bottom of the page to save the file on iCloud.



Available Product languages

Starting with this release, Vision ME Apps are available in the following languages: English, German, Dutch, French and Spanish.

Issue resolutions and improvements

- Vision ME Teacher app no longer crashes when the teacher switches between the buttons of an assessment (Control Panel, Reports, Students or Questions).
- If a Student joins a class after the teacher requested a file from all the students within the class, the Student will be notified that the teacher requested a file.
- The Vision ME Teacher app has been improved to work better in relationship to hardware memory size.
- Various stability fixes, mostly related to either Teacher or Student apps going into background and returning to foreground.

Known issues

- Investigating issues around connectivity and "server request time out" messages.
- Attention and Lock web do not engage when tapped multiple times rapidly.
- Improve the deactivation of Lock Web and Attention when teachers/students leave class.